



Capital Builder

We Build Your Capital

- Stock Commodities Advisory
- Real Estate
- Equity / Commodity / Currency Broking
- Auto Loans / LAP
- Mutual Funds

ADDRESS

301-302, SHEKHER CENTRAL ,AB
ROAD,
Indore (M.P.) ,452001.

Email - support@capitalbuilder.in
info@capitalbuilder.in

8 MAY 2019

NIFTY Roundup

Benchmark indices finished near day's low on Wednesday amid weak global cues.

The Sensex has closed below 38,000, while Nifty also break below 11,350 during intraday.

At close, the Sensex was down 487.50 points at 37789.13, while Nifty was down 138.40 points at 11359.50. About 685 shares have advanced, 1778 shares declined, and 148 shares are unchanged.

Zee Entertainment, Bajaj Finance, Reliance Industries, Tata Motors and Bajaj Finserv were among major losers on the Nifty, while gainers were UPL, JSW Steel, Titan Company, BPCL and Coal India.

All sectoral indices ended in red led by energy, pharma, auto, bank, infra, FMCG, metal and IT. Midcap and smallcap index shed 1 percent each.

World Indices

INDEX	VALUE	% CHANGE
DJI	25965	-1.79%
S&P 500	2884	-1.65%
NASDAQ	7640	-1.98%
EURO STO	3435	-0.79%
FTSE	7240	-0.28%
NIKKEI	21923	-1.51%

TOP GAINERS

COMPANY	VALUE	CHANGE
HINDALCO	202.75	+1.15%
UPL	962	+1.14%
TITAN	1096.80	+0.95%
ASIANPAINT	1395	+0.52%
CIPLA	560	+0.37%

TOP LOSERS

COMPANY	VALUE	CHANGE
ZEEL	332	-10.05%
BAJFINANCE	2910	-3.55%
TATAMOTOR	185	-3.12%
RELIANCE	1297.75	-3.41%
BAJAJFINSERV	7345	-2.87%

STOCKS 52 WEEK HIGH

COMPANY	VALUE	CHANGE
MOLDTECH	62.95	2.09%
63MOON	175.40	5.00%
BALAXI	121.35	4.97%
PAISALO	375	5.28%

STOCKS 52 WEEK LOW

COMPANY	VALUE	CHANGE
ADLABS	7.60	-4.38%

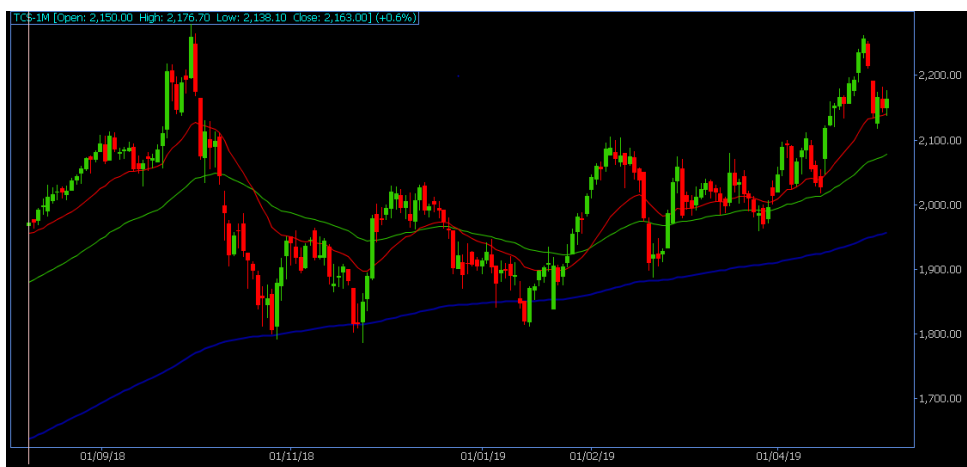
INDIAN INDICES

INDEX	CMP	CHANGE	%CHANGE
SENSEX	37789	-487.50	-1.27%
NIFTY	11359	-138	-1.20%

STOCK RECOMMENDATIONS [FUTURE]

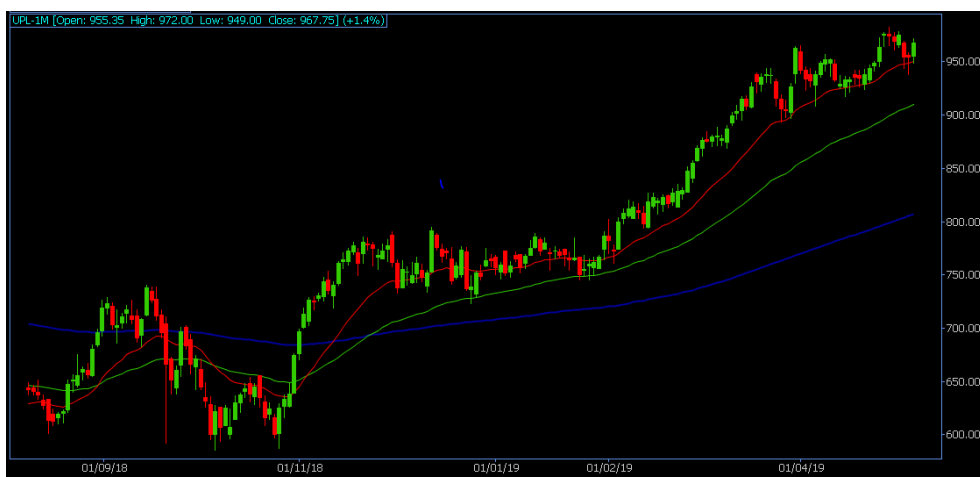
1 TCS

TCS FUTURES is looking BULLISH on charts, we may see UPSIDE movement. We advise BUY ABOVE 2160 with strict stop loss of for 2140 the targets of 2190-2220 Levels.



2 UPL

UPL FUTURES is looking BULLISH on charts. We advise BUY ABOVE 968 with strict stop loss of 955 for the targets of 985-1000.



STOCK RECOMMENDATION [CASH]

1 WIPRO

WIPRO looking BULLISH on charts, we may see UPSIDE movement, We advise BUY above 292 with strict stop loss of 290 for the targets of 294-296 levels.



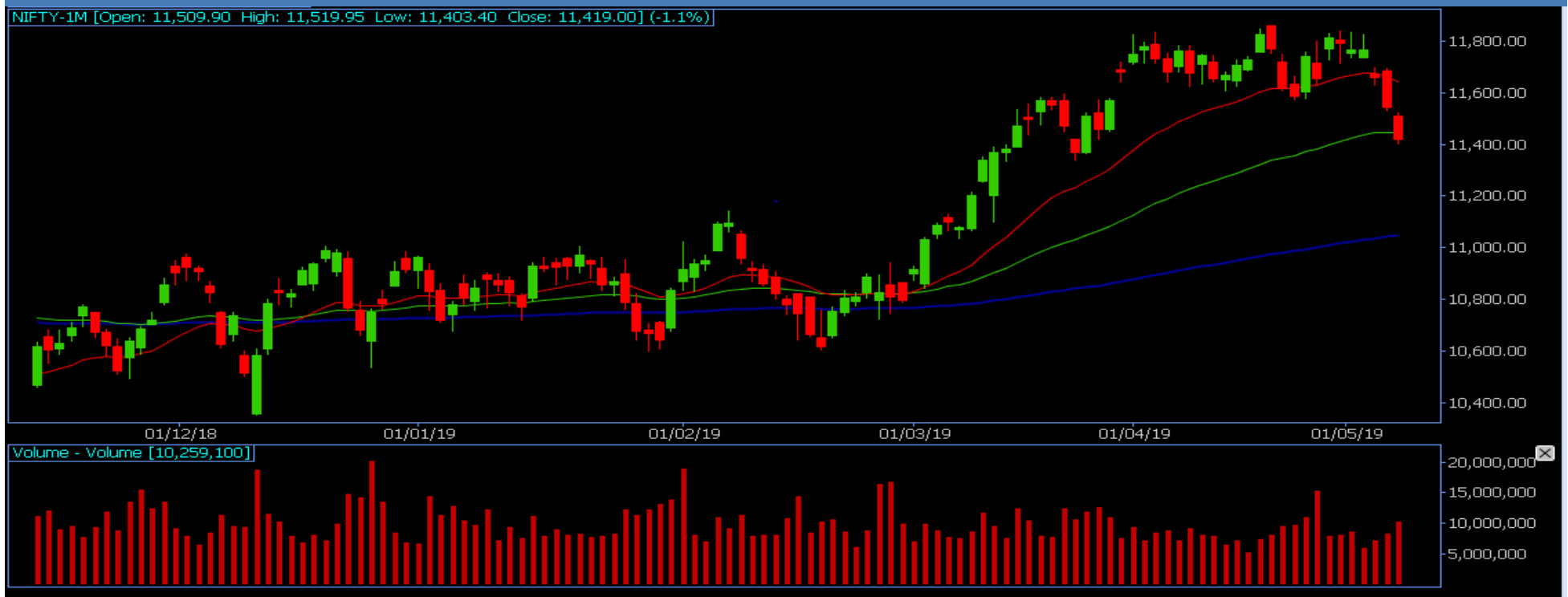
MACRO NEWS

Private sector lender HDFC Ltd has put on the block a prime office space owned by Jet Airways (India) Ltd at Mumbai's Bandra Kurla Complex (BKC) post failure by the grounded airline to repay a loan amount of around Rs. 415 crore.

U.S. acting Defense Secretary Patrick Shanahan said on Monday that he had approved sending a carrier strike group and bombers to the Middle East because of indications of a "credible threat by Iranian regime forces."

8 MAY 2019

NIFTY FUTURES



“The breakdown of the trading range is likely to create sell on the rise kind of market where the previous support zone of 11600-11650 is expected to act as resistance zone

Whereas on the lower end the Nifty may drift down towards 11300-11200 over the short term

BANK NIFTY FUTURES



The BankNifty broke below 29150 levels in trade on Wednesday. The Supertrend indicator on daily charts gave a sell signal which suggests that the trend is likely to shift south as long as BankNifty trade below 29000 levels.

“The breakdown of the trading range is likely to create sell on the rise kind of market where the previous support zone of 30000-29500 is expected to act as resistance zone.

INDICES	R1	R2	PIVOTS	S1	S2
NIFTY	11443	11527	11395	11311	11263
BANK NIFTY	29186	29379	29069	28876	28759

PERFORMANCE UPDATES

Date	Cash/ Futures/ option	Contract	Strategy	Entry Level	Target	Stop Loss	Remark
8-5-2019	SPARC	CASH	SHORT	158.65	157.85- 156.50	161	BOOKED PROF- IT
8-5-2019	BOMDYEING	CASH	SHORT	122	121.40- 118	124.40	BOOKED PROF- IT
8-5-2019	JUBILANT	CASH	SHORT	629.50	626.50- 615	637.30	BOOKED PROF- IT
8-5-2019	HDFC	FUTURE	SHORT	1950	1941- 1910	1970	BOOKED PROF- IT
8-5-2019	ZEEL	360PE	LONG	26	29-32	22	BOOKED PROF- IT

DISCLAIMER

www.capitalbuilder.in does not take any compensation of any kind whatsoever from any company that they mention on this website. All data and reports at **www.capitalbuilder.in** are only information services for investors and are not individualized recommendations to buy or sell securities, nor offers to buy or sell securities. The publishers of reports, reviews and analysis under **www.capitalbuilder.in** are not acting in any way to influence the purchase or sale of securities. The information provided is obtained from sources deemed reliable but is not guaranteed as to accuracy or completeness or as to the results obtained by individuals using such information. It is possible at this or some subsequent date, the publishers of reports, reviews and analysis at **www.capitalbuilder.in** may own, buy or sell securities presented. Each user shall be responsible for the risks of their own investment activities and, in no event, shall **www.capitalbuilder.in**, its publishers, employees, owners or investors, be liable for any losses or damages, monetary or otherwise, that result from actions taken after reading the contents of reports, reviews and analysis published on **www.capitalbuilder.in**. The publishers recommend that anyone trading securities should do so with caution and consult with a broker and financial advisor before.

- Capital Builder Financial Services comply with SEBI INVESTMENT ADVISOR GUIDELINES 2013, So please co-operate in providing KYC & Risk Profiling to our employees.
- Dear clients, Capital Builder Financial Services does not claim/give any assured/ guaranteed return, don't trade on personal calls, trade only in Company Research calls. Please beware of fraud calls/sms & misguided advise rumors like JACKPOT, HOT TIPS, SURESHOT kind of messages.
- Capital Builder Financial Services do not ask any client or any person to deposit money in any Employee Or any person's personal bank account details, so never deposit money in any Employee personal account.