

28 MAR 2019



Capital Builder

We Build Your Capital

- Stock Commodities Advisory
- Real Estate
- Equity / Commodity / Currency Broking
- Auto Loans / LAP
- Mutual Funds

ADDRESS

301-302,SHEKHER CENTRAL ,AB
ROAD,
Indore (M.P.) ,452001.

Email - support@capitalbuilder.in
info@capitalbuilder.in

NIFTY Roundup

Bulls took control on Dalal Street and pushed the Nifty above 11,550 on the March expiry day.

The Sensex was up 412.84 points at 38,545.72, while Nifty is up 136.50 points at 11,581.50. About 1633 shares have advanced, 979 shares declined, and 165 shares are unchanged.

Indiabulls Housing, Zee Entertainment, HCL Tech, Adani Ports and SBI were the top gainers on the Nifty, while losers include ONGC, Tata Steel, Hindalco Industries, Dr Reddy's Labs and Bajaj Auto.

Except metal all other sectoral indices ended in green led by PSU bank, IT, infra, FMCG, auto, energy and pharma.

World Indices

INDEX	VALUE	% CHANGE
DJI	25625	-0.13%
S&P 500	2805	0.46%
NASDAQ	7308	-0.58%
EURO STO	3321	-0.22%
FTSE	7223	+0.41%
NIKKEI	21033	-1.61%

TOP LOSERS

COMPANY	VALUE	CHANGE
ONGC	155.90	-2.62%
HINDALCO	202.35	-2.55%
TATASTEEL	506.30	-1.84%
BAJAJAUTO	2948.80	-1.05%
DRREDDYLAB	2717.20	-1.73%

TOP GAINERS

COMPANY	VALUE	CHANGE
INDIABULLHSG	811.15	8.10%
ZEE	442.80	4.67%
ADANI PORTS	381.30	4.10%
HCLTECH	1082.90	3.81%
SBIN	319	3.30%

STOCKS 52 WEEK HIGH

COMPANY	VALUE	CHANGE
MGL	1047.75	0.34%
CGCL	176	10.31%
MAZDA	446	0.48%
IPCALAB	967.50	4.52%

STOCKS 52 WEEK LOW

COMPANY	VALUE	CHANGE
CANDC	10.90	4.88%

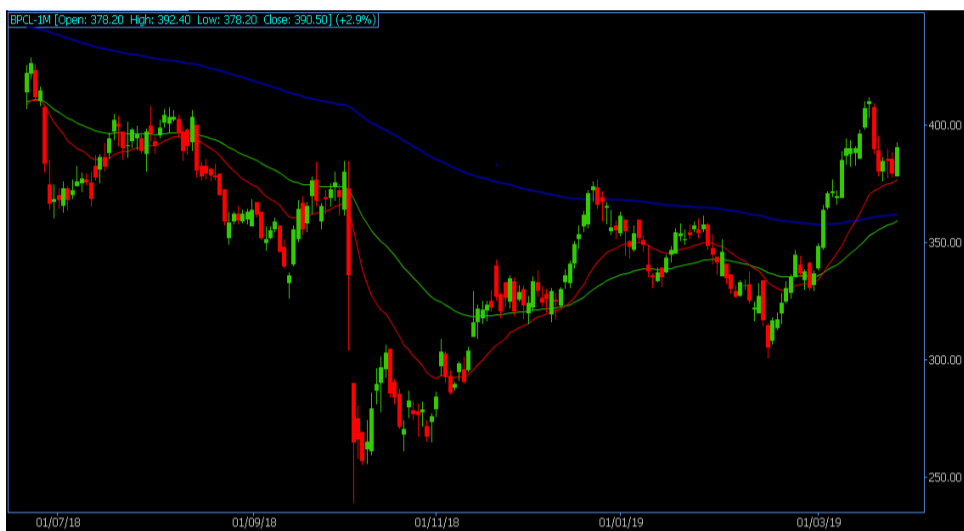
INDIAN INDICES

INDEX	CMP	CHANGE	%CHANGE
SENSEX	38545.72	+412.85	+1.08%
NIFTY	11570	+125	+1.09%

STOCK RECOMMENDATIONS [FUTURE]

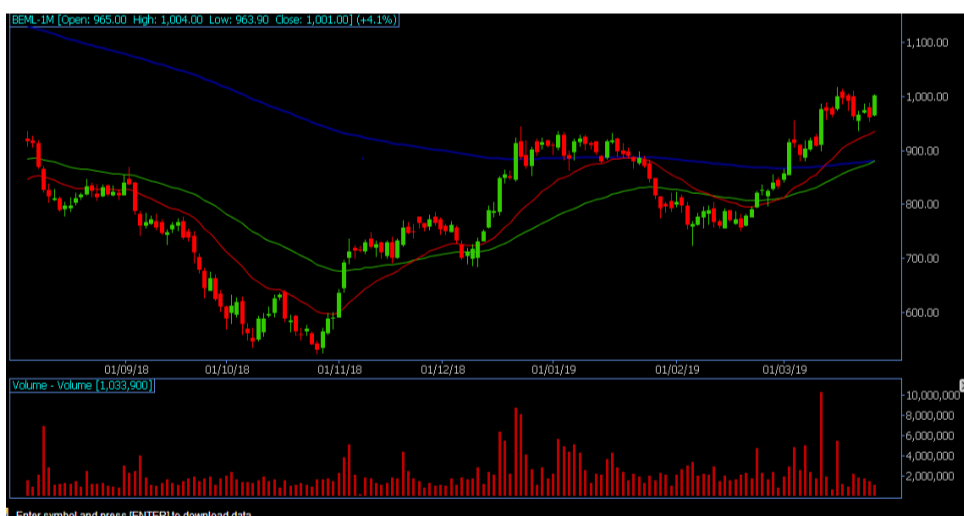
1 BPCL

BPCL FUTURES is looking BULLISH on charts, we may see UPSIDE movement. We advise BUY ABOVE 390 with strict stop loss of 385 for the targets of 393-396 Levels.



2 BEML

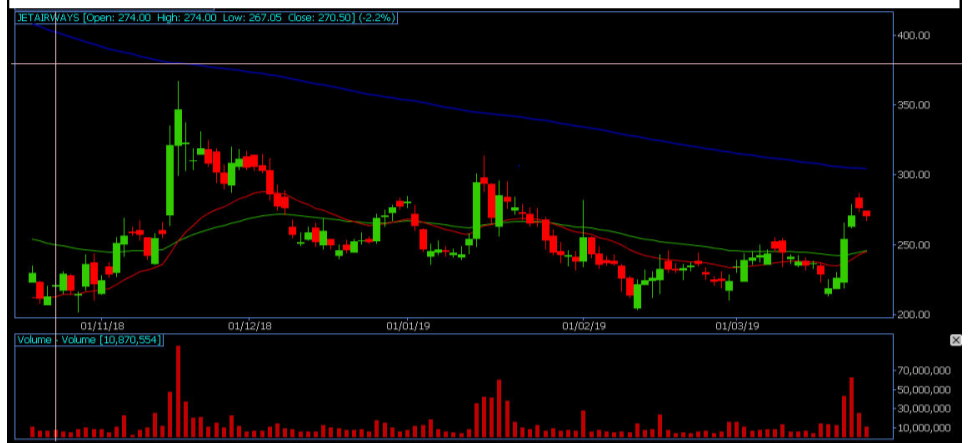
BEML FUTURES is looking BULLISH on charts. We advise BUY ABOVE 1000 with strict stop loss of 980 for the targets of 1020-1040levels.



STOCK RECOMMENDATION [CASH]

1 JETAIRWAYS

JETAIRWAYS looking BULLISH on charts, we may see UPSIDE movement, We advise BUY above 274 with strict stop loss of 270 for the targets of 277-285 levels



MACRO NEWS

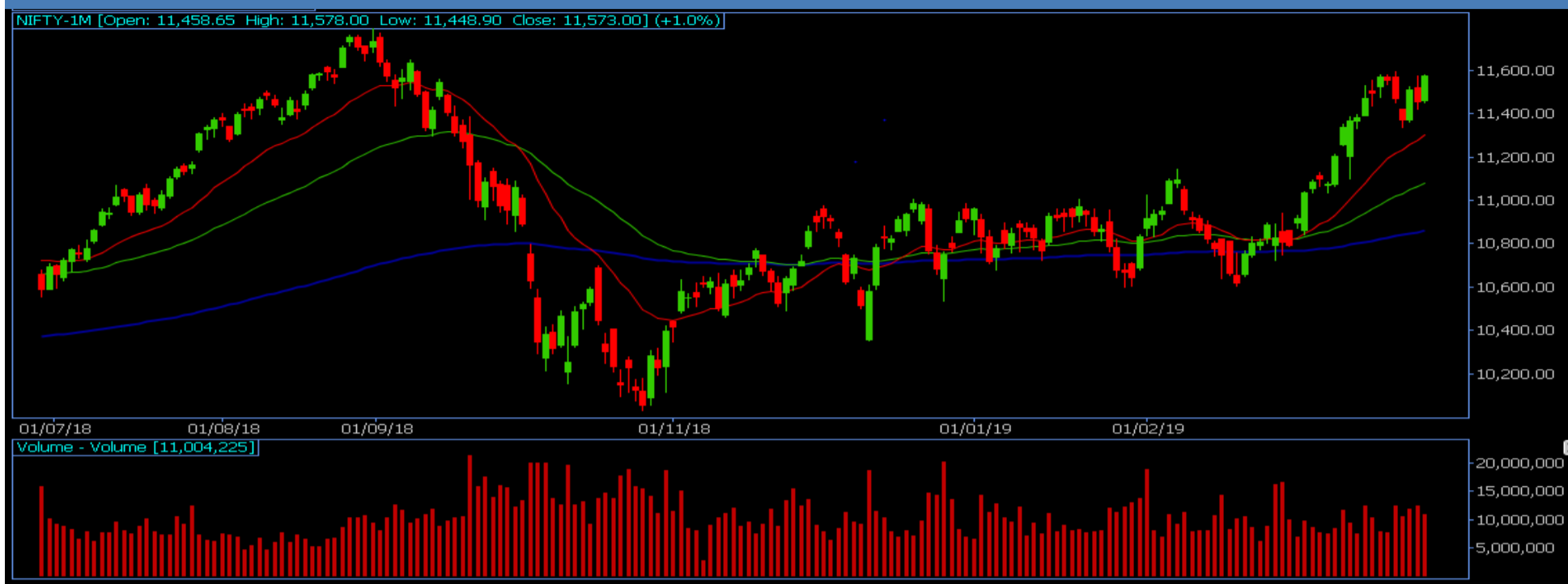
May's offer to quit fails to break Britain's Brexit stalemate: May told her Conservative lawmakers she would step down if her Brexit deal was finally passed by parliament at the third attempt, in a last-ditch bid to win over many of her party's eurosceptic rebels.

What Jet Airways bailout plan means for SpiceJet, IndiGo: Post the Jet Airways bailout, SpiceJet and IndiGo shares have given up only a small portion of their gains from last week. Jet Airways crisis and its bank-led bailout plan thus sees to have improved fortunes of IndiGo and SpiceJet simultaneously

China makes unprecedented proposals on tech, trade talks progress - U.S. officials: China has made unprecedented proposals in talks with the United States on a range of issues including forced technology transfer as the two sides work to overcome remaining obstacles to a deal to end their protracted trade war, U.S. officials told on Wednesday.

28 MAR 2019

NIFTY FUTURES



Technically some sideways not ruled out in Nifty. Strong support at 11500, while resistance at 11720.

BANK NIFTY FUTURES



The Nifty Bank unfolded strong as expected and saw some selling pressure near our resistance and has closed in the green. Technically stiff resistance exists at 30,665 and crucial support at 29,688.

INDICES	R1	R2	PIVOTS	S1	S2
NIFTY	11621.50	11673	11537	11485.50	11401
BANK NIFTY	30621	30822	30295	30094	29768

PERFORMANCE UPDATES

Date	Cash/ Futures/ option	Contract	Strategy	Entry Level	Target	Stop Loss	Remark
28-3-2019	BALRAMCHIN	CASH	LONG	135.25	136-138.50	133.50	BOOKED PROF-IT
28-3-2019	YESBANK	CASH	LONG	274.60	276-280	270.90	BOOKED PROF-IT
28-3-2019	INDIGO	FUTURE	LONG	1435	1442-1460	1410	BOOKED PROF-IT
28-3-2019	JUSTDIAL	FUTURE	SHORT	610	613.30-623	604	BOOKED PROF-IT
28-3-2019	BANKNIFTY(FUT)	INDEX	LONG	30180	30260-30330	30080	BOOKED PROF-IT

DISCLAIMER

www.capitalbuilder.in does not take any compensation of any kind whatsoever from any company that they mention on this website. All data and reports at **www.capitalbuilder.in** are only information services for investors and are not individualized recommendations to buy or sell securities, nor offers to buy or sell securities. The publishers of reports, reviews and analysis under **www.capitalbuilder.in** are not acting in any way to influence the purchase or sale of securities. The information provided is obtained from sources deemed reliable but is not guaranteed as to accuracy or completeness or as to the results obtained by individuals using such information. It is possible at this or some subsequent date, the publishers of reports, reviews and analysis at **www.capitalbuilder.in** may own, buy or sell securities presented. Each user shall be responsible for the risks of their own investment activities and, in no event, shall **www.capitalbuilder.in**, its publishers, employees, owners or investors, be liable for any losses or damages, monetary or otherwise, that result from actions taken after reading the contents of reports, reviews and analysis published on **www.capitalbuilder.in**. The publishers recommend that anyone trading securities should do so with caution and consult with a broker and financial advisor before.

- Capital Builder Financial Services comply with SEBI INVESTMENT ADVISOR GUIDELINES 2013, So please co-operate in providing KYC & Risk Profiling to our employees.
- Dear clients, Capital Builder Financial Services does not claim/give any assured/ guaranteed return, don't trade on personal calls, trade only in Company Research calls. Please beware of fraud calls/sms & misguided advise rumors like JACKPOT,HOT TIPS, SURESHOT kind of messages.
- Capital Builder Financial Services do not ask any client or any person to deposit money in any Employee Or any person's personal bank account details, so never deposit money in any Employee personal account.